

Joining a Virtual Classroom



[Announcements](#)



[Collaboration](#)



[Discussion Board](#)

Some online courses require students to log on to Blackboard at the same time to have a *virtual class* or online chat session. To join a virtual classroom, click on **Collaboration** under **Communication Tools**.


The next page will list planned virtual sessions, their start date, and a link to join. To launch a virtual classroom session, make sure you allow pop-ups for Blackboard and have the most recent Java Plug-in for Windows. Macintosh OS X users do not need this plug-in.

To install the Java Plug-in, follow these directions:

Windows Users

1. Click on **Get Java Plug-in for Windows** below.
2. Save the file.
3. Navigate to the saved file and double-click on it to run the Java Plug-in installer.
4. The installer will launch.
5. Accept the license agreement.
6. Select **Typical** and click **Next** to continue.
7. The installer will finish.
8. Click **OK** below to launch the Virtual Classroom.



[Get Java Plug-in for Windows](#)



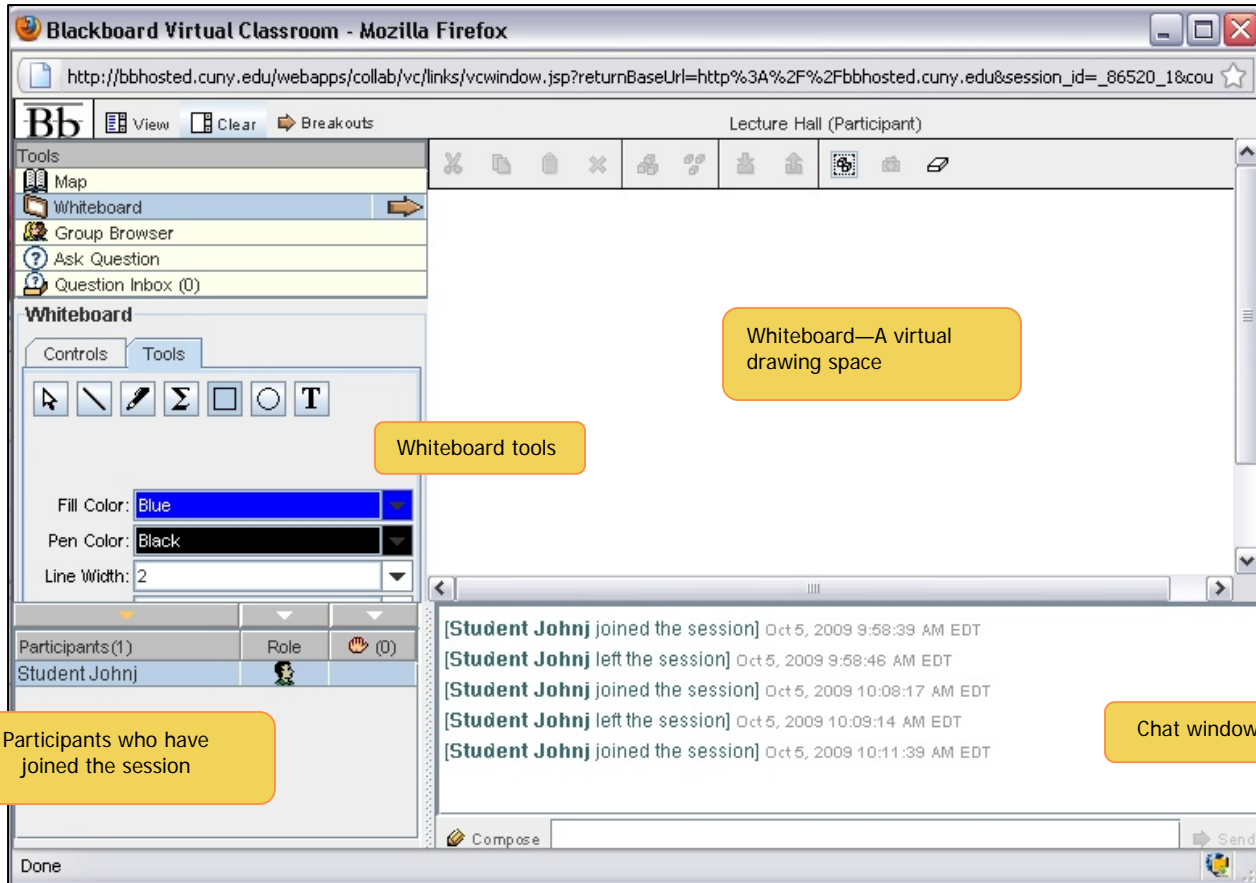
Collaboration Sessions

Filter:

Search by: Session Name Start Date End Date (MM/DD/YY)

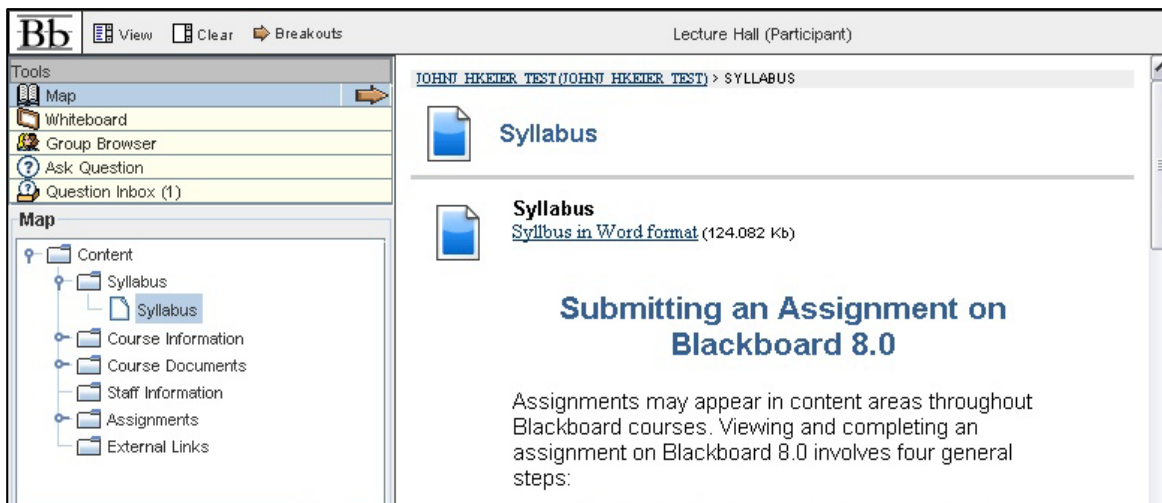
Session Name	Tool	Start Date	End Date			
 Lecture Hall	Virtual Classroom			<input type="button" value="Join"/>		
 Office Hours	Chat			<input type="button" value="Join"/>		

Once you have joined, a pop-up will appear with a small chat window, a virtual “whiteboard”, tool menu, and a list of other participants in the session.



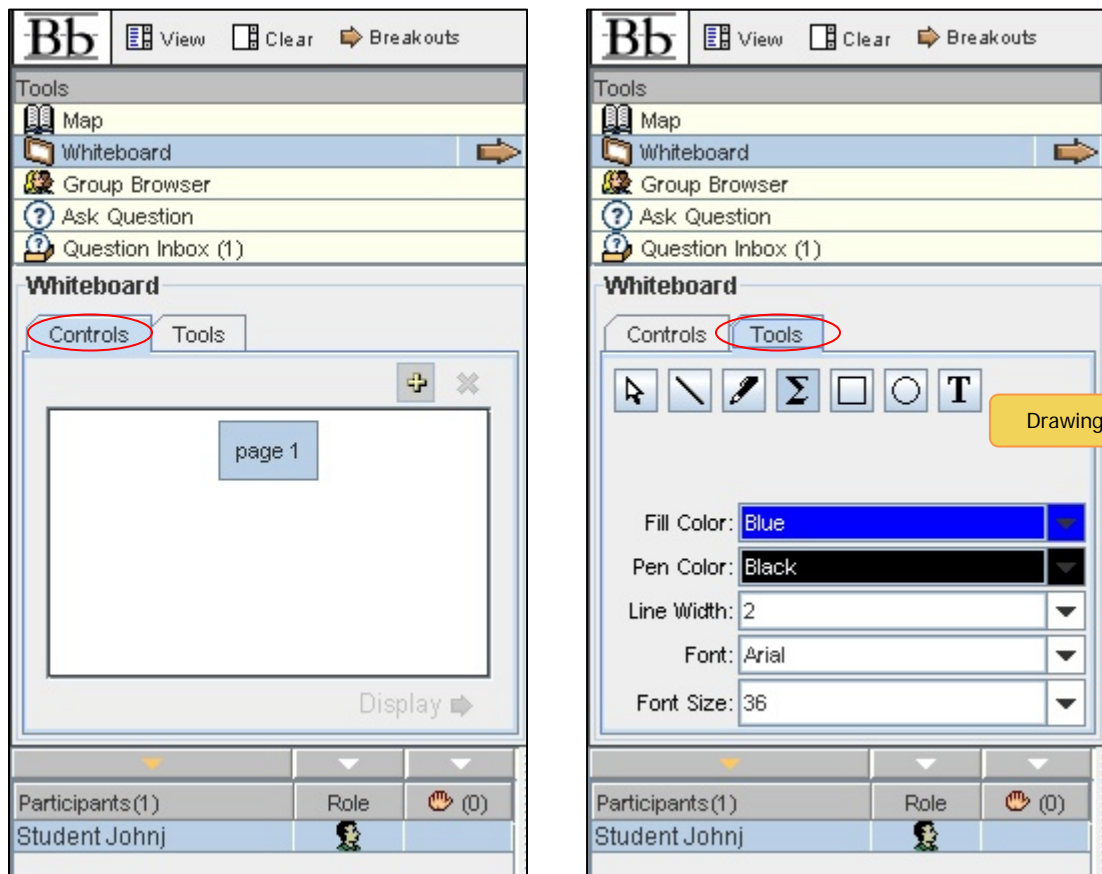
Virtual Classroom Tools

Map—Displays the Course Menu in a tree folder view for navigating and finding course content.



Whiteboard—A virtual drawing/text space for participants to share information not easily conveyed using the chat box.

Whiteboard has its own menu to the left with two tabs, **Controls** and **Tools**. Controls allow users to add additional pages to the whiteboard area. Tools include Select, Line, Marker (freehand pen tool), Equation, Rectangle shape, Oval shape, and Text.



Group Browser—A tool to access the internet and visit websites as a group.

Ask Question—A way to post questions relating to the session for the instructor to address.

Question Inbox—A list of questions made by participants during the session.